



Waste Disposal Responsibilities

This residence uses an on-site system to treat all its wastewater. This means it is not connected to a municipal sewer so extra care needs to be taken to ensure that the system operates properly. Following these recommended best practices will protect the health of the system.


Food Scraps and Grease

	Problem <ul style="list-style-type: none"> • Food Scraps • Fats, Oils and Greases 	Consequence <p>These items are difficult for bacteria to break down. Tanks may require more pump outs. Grease can clog the system.</p>	Solutions <p>Don't use in-sink garbage disposals. Don't pour fats or oils down the drains. Scrape food off dishes before washing.</p>
---	--	---	--

Disinfectants, Chemicals and Prescription Medication


	Problem <ul style="list-style-type: none"> • Bleach • Chlorine • Pesticides • Antifreeze • Prescription Drugs 	Consequence <p>Kills the bacteria in the septic tank preventing proper and complete treatment of sewage.</p>	Solutions <p>Limit the use of anti-bacterial products and disinfectants. Use chlorine-free cleaning products such as vinegar, baking soda and peroxide. Contact your service provider for guidelines and suggestions on how to mitigate the effects of medications.</p>
--	---	---	--

Feminine Hygiene Products and Wipes


	Problem <ul style="list-style-type: none"> • Feminine Products • Baby/Personal Wipes 	Consequence <p>Medications will effect the health of the bacteria in the system.</p> <p>Feminine hygiene products and wipes do not break down and will clog pipes</p>	Solutions <p>Dispose of hygiene products and wipes in the garbage.</p>
---	---	--	---

Onsite Wastewater Treatment Experts Since 1993


Hydraulic Overload

	Problem <ul style="list-style-type: none"> • Too much water flowing into the system at once 	Consequence <p>Too much water can cause the system to go into high-level alarm</p>	Solutions <p>Wash only full loads of laundry or dishes. Spread laundry washing over several days. Don't connect water softeners or sump pumps to system. Fix leaky fixtures.</p>
---	---	---	---

Paints

	Problem <ul style="list-style-type: none"> • Paints • Solvents 	Consequence <p>Kills living bacteria, covers and clogs pipes and bed.</p>	Solutions <p>Don't pour paint or solvents down the drain. Don't wash paint brushes in household sinks.</p>
---	---	--	---

Landscaping

	Problem <ul style="list-style-type: none"> • Heavy object on top of system • Impermeable bed cover • Re-grading the bed 	Consequence <p>May damage pipes, components or compact the soil. Prevents necessary evaporation of groundwater May cause water to pond on top or be directed in undesirable directions</p>	Solutions <p>Don't drive vehicles heavier than a riding lawn mower over the system. Do not place any structures on it. Don't cover the bed with concrete or asphalt. Don't regrade the property without consulting the installer.</p>
---	---	---	--

Onsite Wastewater Treatment Experts Since 1993